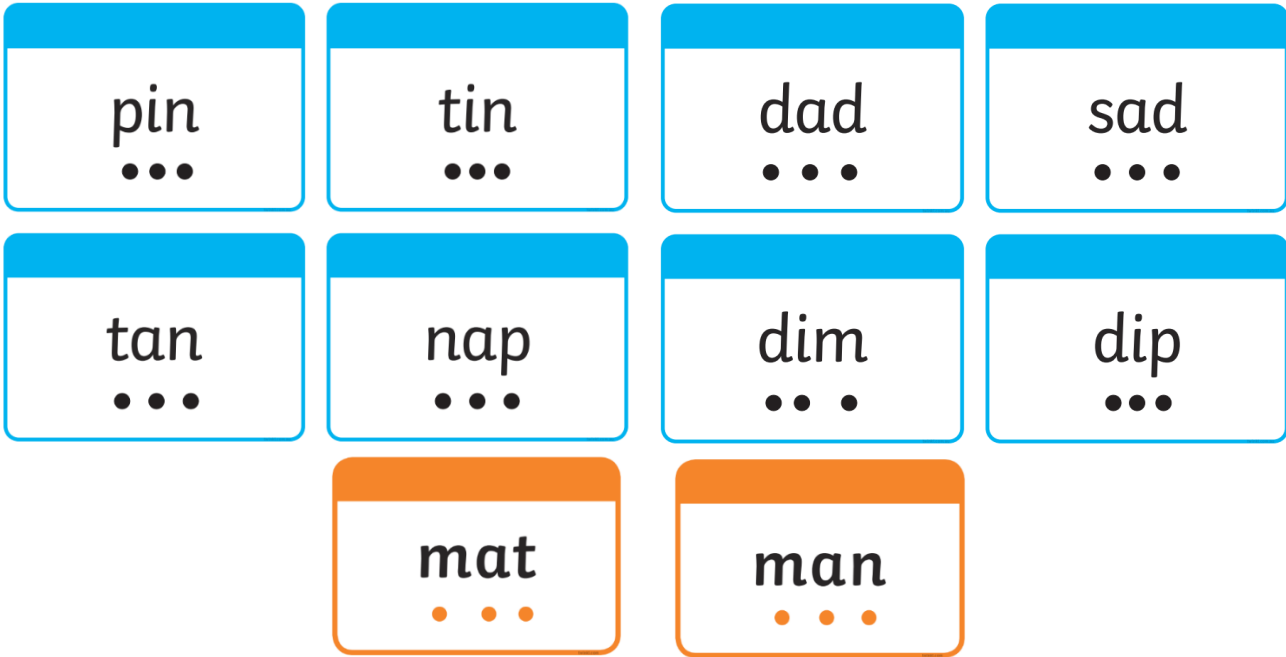
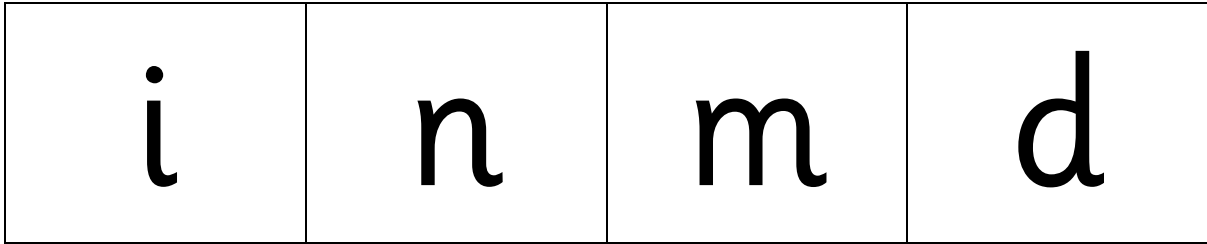


Phonics/Reading

These are the sounds this week. Your child should recognise each sound and begin to blend them to read a word. We have included some words below for the children to practice reading, using all the sounds we have learnt so far. If you are unsure of how to pronounce any of the sounds, then please visit our website under 'Learning, Essential Letters and Sounds'.



These rhymes help the children form their letters, when writing them. All of these letters start at the top. The children could practise writing with chalk on the patio, draw in the sand or use any writing apparatus.


i – inventor – **down her body, spot her idea**

n – nest – **down the bird and over her nest**

m – meerkat – **meerkat, mound, mound**

d – duck – **over his back and around the tail, up his neck and down to his feet**

Harder to Read and Spell Words (words that the children may find tricky as they can't be sounded out).



*Please use this sheet however you wish. They could cut them out and make words, stick on the fridge or even hide and find them around the house.