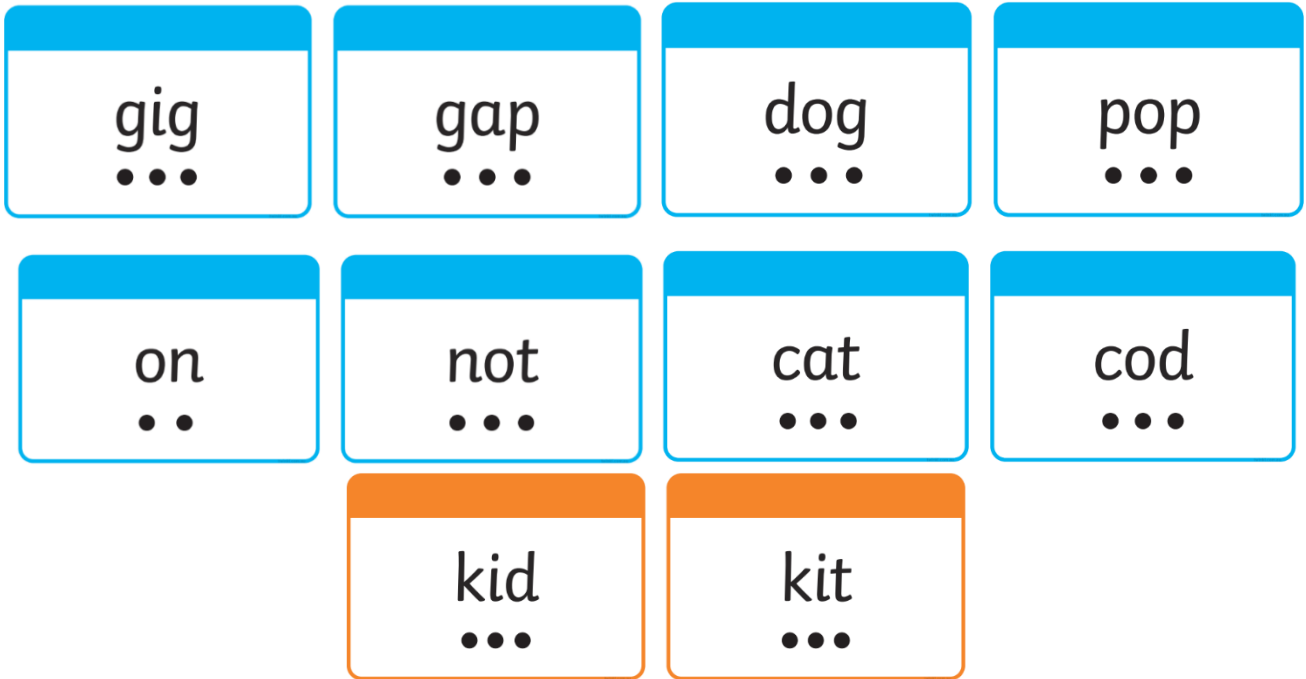
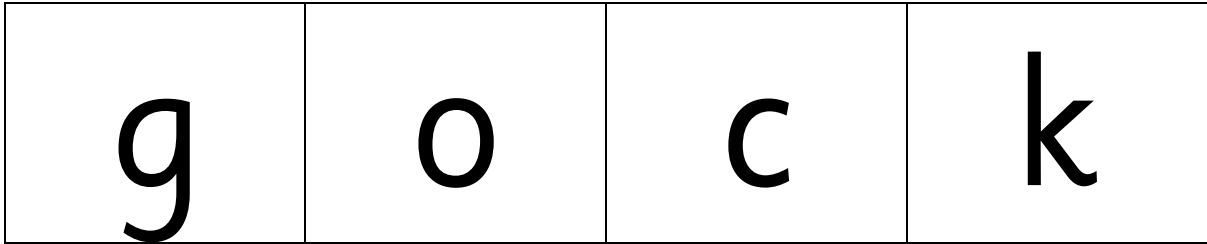






## Phonics/Reading

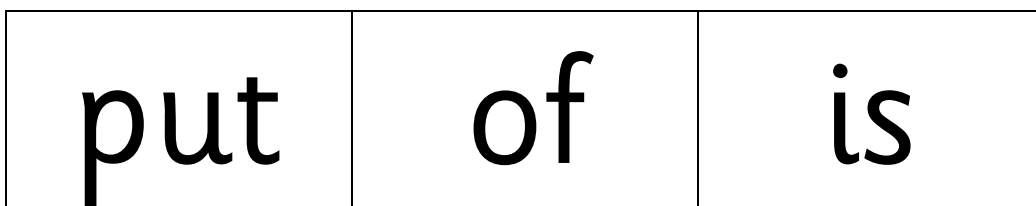
These are the sounds this week. Your child should recognise each sound and begin to blend them to read a word. We have included some words below for the children to practice reading, using all the sounds we have learnt so far. If you are unsure of how to pronounce any of the sounds, then please visit our website under 'Learning, Essential Letters and Sounds'.



These rhymes help the children form their letters, when writing them. All of these letters start at the top. The children could practise writing with chalk on the patio, with water on the side of the bath, with sticks in the mud and of course with pen and paper.

	g – goat – (start at his ear), around the face and down the beard
	o – ostrich – around the ostrich's body
	c – camel – curl around the camel's back
	k – kid – down the body, up the arm, down the leg

**Harder to Read and Spell Words** (words that the children may find tricky as they can't be sounded out).



\*Please use this sheet however you wish. They could cut them out and make words, stick on the fridge or even hide and find them around the house.